




The **home lift**  
that fits into  
**your life**







*Stiltz Duo Lift*

# The Stiltz **Home Lift**

The Stiltz Home Lift range is specially designed to fit into your home. Already popular in other countries, it's the first lift of its kind in the UK.

Designed to make your life easier, our lifts help you stay in your home when the stairs get too much or you are just looking for a quicker and more convenient way of getting between floors. It's a significantly more convenient and cost effective option when compared to moving home.

Unlike a stairlift, Stiltz lifts can carry two or three people, and even a wheelchair. You can even fit a vacuum cleaner and family pet in too!



# A Stiltz Home Lift will enhance your home

The Stiltz range of lifts are thoughtfully designed and engineered by our highly experienced team to provide home access for those in need of a safe, discreet and compact alternative to a stairlift. We are proud to have helped many people stay safely in the home they love for longer at an affordable price.

Our products are uniquely designed. Because they do not need structural fixing to walls, ceilings or floors your lift can be fitted almost anywhere in your home, with no major building work or disruption.

Compared to the cost of moving home, a remodelling project or a traditional elevator, a Stiltz lift is a highly cost-effective investment that will add value to your home and most importantly, your lifestyle and independence.

- Aesthetically pleasing; a lift to feel good about
- A neat and discreet alternative to a stairlift; keep your stairs the way they have always been
- Takes two people and cumbersome objects; your personal dumb waiter!
- A complete lift range to suit most needs
- A choice of finishes and options
- Surprisingly affordable



*Stiltz Vista Lift*



*Ceiling cutout*



*Free standing supports*



**An easy, adaptable solution that complements your lifestyle.**  
The Stiltz Home Lift is the original and first standing through floor lift on the market, with aesthetic and mechanical features that are unique and innovative.



### **Small Footprint**

Arguably the most impressive feature of a Stiltz Lift is the unique shape and small footprint. Able to be placed at any angle, the remarkably small space required allows our lifts to be installed almost anywhere.



### **Power Consumption**

All Stiltz Lifts just plug into a normal 13-amp socket like any other household appliance. We do not require three phase power and our lifts only draw a maximum of 3 amps on ascent.



### **Quiet**

Stiltz lifts are powered by a quiet electric self-contained motor. Unlike other home lifts we do not use noisy hydraulics. As a result we simply plug into a normal socket and do not require an unsightly hydraulic power pack.



### **Unique Guide System**

The two parallel and vertical guides bear the load of the entire lift. As the guides are at the centreline of the lift they create a self-supporting structure which eliminates the need for load bearing walls.



### **Fast Installation**

Unlike traditional lifts, our products were designed for domestic use. As a result the lift is made up of modular sections all capable of passing through standard doorways and under standard ceiling heights. This drastically reduces installation time and of course, the disruption to your home. Our standard installations take just one day.



### **Self Contained Drive System**

The footprint of a Stiltz Lift fully contains every component of the product. Our unique drive system is no exception; fully housed at the top of the lift car it moves as one with the lift.

Unlike other products, Stiltz lifts do not require any external power-packs, workings or mechanisms.

The great, unique features of a Stiltz lift allow the owner to place their lift almost anywhere in their home. From lounge to bedroom or hallway to study, the choice can be yours. Our product's design does not dictate it's placement; you do.

**Simply put, this level of freedom and flexibility cannot be matched by any other product.**



# The Duo Stiltz Lift

More than just a lift,  
the Stiltz Duo will  
enhance your home  
as well as your life.

Prices from **£8,990+VAT**

*(Excluding appropriate building works)*

The Duo Lift is the original and best-selling Stiltz product. Its unique and innovative features allow it to be installed in places where other home elevator products just won't fit. The clever design also means that installation can be done in a fraction of the time and at a much lower cost.

Unlike a stairlift you can choose where to put the Stiltz Duo in your home. It is also more versatile and will allow you to transport luggage, the vacuum cleaner and even a family pet.

The Stiltz Duo is surprisingly affordable so contact us now for a tailored quotation.





# Typical Applications



## Standard Retrofit

The most common scenario. The lift will travel between a downstairs room such as a hallway or living room, and arrive upstairs in a bedroom or on the landing.



## Stairwell Void

With just enough room within a turning staircase, this application uses the dead space in the void to fit our unique home lift.



## Cupboard to Cupboard

Thanks to our small footprint, a Stiltz Lift can be completely fitted in an airing cupboard or wardrobe on both floors.

## Standard Features

### Standard Finishes

A neutral cream exterior with a matching interior lining and door colour.

### Half Height Door

The door is interlocked and is made to match the finish of the lift.

### 2 X Remote Controls

Call and send the lift remotely and also use it to move heavy or awkward items between floors.

### Two Year Warranty

All Stiltz Lifts carry a standard two year parts and one year labour warranty.

### Internal LED Downlights

These are programmed to turn on once the user has entered the lift and remain on for the entire journey.

### Battery Back Up System

If there is a power cut while using the lift it will descend to the lower level of the home and wait until the power comes back on.

### Interior Telephone

In the very unlikely event that the lift stops while you are travelling in it, help is just a phone call away.

## Optional Extras

### Fold Down Seat

This is a popular option selected by customers for the short trip between floors.

### Interior Grab Rail

Offers increased security for the occupants of the lift.

### Full Height Door

An interlocked door that replaces the half-height door and light curtain.

### Bespoke Colours & Finishes

Customise your Stiltz lift by choosing different colour lift car, rails and interior lining.

### Thru-Car / Double Entry

Thanks to the unique dual rail technology, we offer a model that allows you to enter and exit the lift from both sides.

### Uninterruptible Power Supply

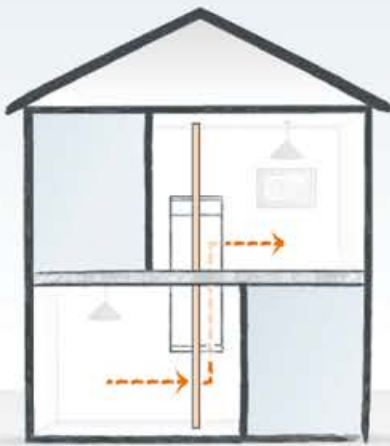
This system will allow for numerous trips both up and down whilst the main power to the lift is out.



Car operating panel, showing the key switch operation.

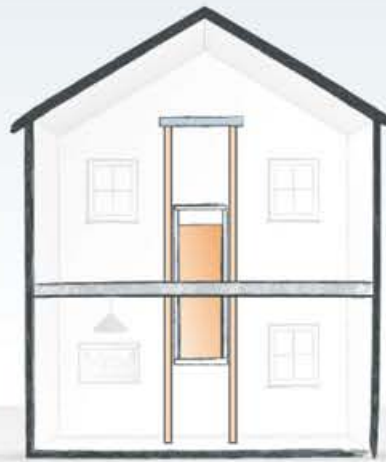


One of the internal LED downlights inside the car.



### Thru-Car

Another exclusive feature for a through floor lift. All Stiltz lifts are capable of having a double entry or thru-car configuration.



### Free Standing

A unique offering by Stiltz. If there happens to be a very high / chapel ceiling upstairs, we can stop the rail structure at the correct height.



### Bespoke

Stiltz lifts are so versatile that there are countless permutations for our products. If you have an idea, let us make it a reality.

## Safety Features

### Light Curtain

A full-height motion sensor is situated at the entrance of our lifts (unless a full height door is chosen). If this barrier is crossed the lift will immediately stop.

### Safety Lid Plug

This crucial feature plugs the aperture in the floor when the lift is in the downstairs position. It is strong enough to stand on.

### Key Switch Operation

This feature allows the owner to isolate the lift if the need arises. This is commonly used when going away on holiday or when the grandchildren are around.

### Top & Bottom Safety Pans

Using our obstruction sensing covers, a Stiltz Lift can detect objects above or below the lift, causing it to immediately stop.

### Hold-To-Run Controls

Operating a Stiltz Lift requires constant pressure to the controls. This allows the user to 'drive' the lift and feel in total control.

### Weight Limit Sensors

Our Duo Lifts are limited to 170Kg, 27 stone/ 375lbs. The lift detects anything exceeding this limit and will not travel.

### Out Of Balance Sensors

Sensors will detect if the lift is ever out of balance and prevent the unit from travelling.

### Fall Arrest Mechanism

This patented system prevents the car from falling in the unlikely event of the steel ropes going slack.

### Emergency Stop Button

This button is front and centre for the user in the event of an emergency.

### Over Speed Detection

The lift uses an optical sensor to detect the speed of travel. If this increases beyond the specified limit, the lift will stop.



View of upstairs looking at the safety lid plug.




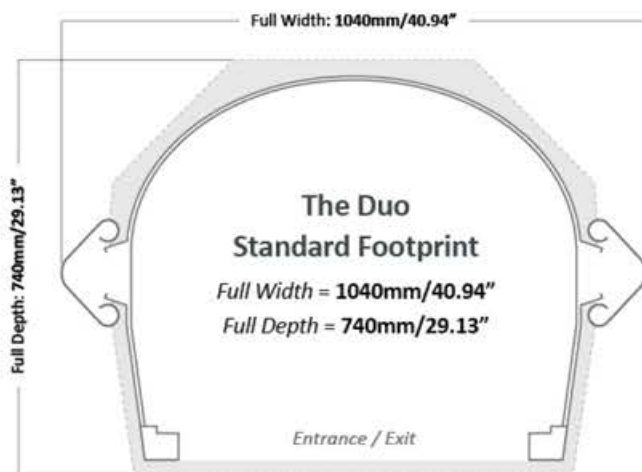
View of downstairs looking up at underside of the lift.



# Technical Specifications

Drive	Roped drum, braked gear motor drive
Power Supply	220 - 240v AC   5 Amps
Maximum Load	170kg   27st   375lb (2 persons standing or 1 person sitting)
Maximum Travel	4 Metres
Entrance Security	Full height light curtain / motion sensor
Speed	15cm / Second
Warranty	2 year parts and 1 year labour warranty (annual service required)
Compliance	European Machinery Directive 2006 / 42 / EC & Australian Standard 1735 Part 15
Rope Diameter	6mm Galvanized steel rope
Additional Sensors	Out-of-balance & overload, overspeed detection and light curtain
Lighting Type	2 x 3w LED downlights
Landing Call Stations	2 Wireless remote control units - call / send facility (3 x standard aaa batteries in each)
Installation	Self-supporting structure - no additional scaffolding required during installation
Structural Attachment	Optional connection to ground floor
Operation	Hold-to-run controls
Configuration	Single entry or double entry / thru-car

## Duo Lift Footprints



### Stiltz Limited

Unit 13 Anglo Trade Park,  
Fishponds Road  
Wokingham  
Berkshire  
RG41 2AN  
United Kingdom

Tel: 0800 471 4719

[www.stiltz.co.uk](http://www.stiltz.co.uk)

**Stiltz**<sup>TM</sup>  
The **home lift** company



# The Trio Stiltz Lift

A simple and adaptable solution that complements your lifestyle.

Prices from **£9,990 +VAT**

*(Excluding appropriate building works)*

At Stiltz we are known for building compact, space-efficient lifts that have minimal impact on your home. And while our Trio lift certainly fits that description it offers you extra space over our basic Duo lift.

Anyone needing a larger interior cab space to carry an extra person, wheelchair, rollator or other bigger items may find the Trio the perfect solution.

Its unique and innovative features allow it to be installed in places where other home lift products cannot be fitted. The clever design also means that installation can be done in a fraction of the time and usually at a much lower cost.

Contact us today for a tailored quotation.






# Technical Specifications

Drive	Roped drum, braked gear motor drive
Power Supply	220 - 240v AC   5 Amps
Maximum Load	220kg   35st   485lbs
Maximum Travel	4 Metres
Entrance Security	Full height light curtain / motion sensor
Speed	15cm / Second
Warranty	2 year parts and 1 year labour warranty (annual service required)
Compliance	European Machinery Directive 2006 / 42 / EC & Australian Standard 1735 Part 15
Rope Diameter	6mm Galvanized steel rope
Additional Sensors	Out-of-balance & overload, overspeed detection and light curtain
Lighting Type	4 x 3w LED downlights
Landing Call Stations	2 Wireless remote control units - call / send facility (3 x standard aaa batteries in each)
Installation	Self-supporting structure - no additional scaffolding required during installation
Structural Attachment	Optional connection to ground floor
Operation	Hold-to-run controls
Configuration	Single entry or double entry / thru-car

## Trio Lift Footprints



### Stiltz Limited

Unit 13 Anglo Trade Park,  
 Fishponds Road  
 Wokingham  
 Berkshire  
 RG41 2AN  
 United Kingdom

Tel: 0800 471 4719

[www.stiltz.co.uk](http://www.stiltz.co.uk)

**Stiltz**<sup>TM</sup>  
 The **home lift** company



For friendly advice or to book a free  
site survey please contact us:

0800 471 4719 | [info@stiltz.co.uk](mailto:info@stiltz.co.uk)

**Stiltz Limited**

Unit 13 Anglo Trade Park,  
Fishponds Road  
Wokingham  
Berkshire  
RG41 2AN  
United Kingdom

Tel: 0800 471 4719

[www.stiltz.co.uk](http://www.stiltz.co.uk)

**Stiltz**<sup>TM</sup>  
The **home lift** company